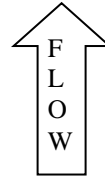
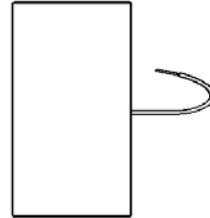
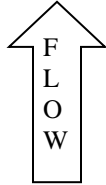





3077 SW 13<sup>th</sup> Drive, Deerfield Beach, FL 33442, Phone (954) 428-8259, www.chemtec.com

## INSTALLATION FS SERIES



### FS SERIES METAL

### FS SERIES PVC

## INSTALLATION

Install the unit within 7 degrees of vertical. Do not over tighten fittings on plastic units. Avoid Teflon tape, pipe paste or other foreign material from entering the unit. We recommend the use of a 100 micron filter. Ferrous metals, magnets and electromagnets will affect the operation of the unit. Use contact protection for longer reed switch life.

## MAINTENANCE

Metal units can be cleaned. Plastic units can't be disassembled. By design, the FS series is a low maintenance unit. If over time the piston is unresponsive to changes in flow, remove the retaining ring and magnetic piston and clean the unit using a suitable solvent. Reassemble the unit and reinstall the piston in the same orientation and replace the retaining ring.

## SWITCH CONFIGURATION

Normally Open (N.O.) - Reed switch contacts are open with no flow and close on increasing flow  
Single Pole Double Throw (SPDT); White- Common, Blue – Normally Open, Green – Normally Closed  
This device is to be connected to an isolating source, such as a transformer, that has no direct connection to the primary circuit, other than through the grounding means, and can supply no more than 30VAC, 42VDC, 8A and 100VA.

SWITCH DATA	Single Pole Single Throw (SPST)	Single Pole Double Throw (SPDT)
Maximum Switching Voltage	250 VDC / 265 VAC	175 VDC / 120 VAC
Maximum Switching Current	1.5 A (DC) / 1.1 A (AC)	0.25 A (DC) / 0.18 A (AC)
Contact Rating	50 W (DC) / 50 VA (AC)	5 W (DC) / 5 VA (AC)

FS020122