

Applications

- Semi-Conductor Gases

Key Features

- Compact Size
- Ultra High Purity

Features

- Close On/Off Differential
- No Seals
- Internal finish: EP
- 316L Stainless Steel Materials
- Senses High/Low Flow Conditions
- Switch Contact Output
- In-line vertical plumbing and hermetically sealed, epoxy encapsulated reed switch
- Confirms Normal Flow Conditions

Operations

As flow is established upward through the unit and continues to increase, the pressure differential across the magnetic piston increases until it overcomes the small piston's resistance. This causes it to progress fully upward which actuates a hermetically sealed reed switch. This is a snap action and occurs in the decreasing mode as well.

Features

- Actuation Points for Nitrogen on increasing flow (see graph)
- Deactuation Points averages 10% less than actuation point
- Flow Setting Accuracy $\pm 10\%$ of actuation points shown
- Repeatability $\pm 1\%$
- Unit will pass greater flows

Specifications

Model	Weight Lbs. (Kg)	Max Working Pressure PSIG (barg)	Wetted Parts	Leak Check
LPH- UHP 8	0.5 lb/ 0.23 kg	3000 PSIG (206.8 barg)	316L Stainless Steel	1x10 atm. ccHe/sec in board

Temperature Range

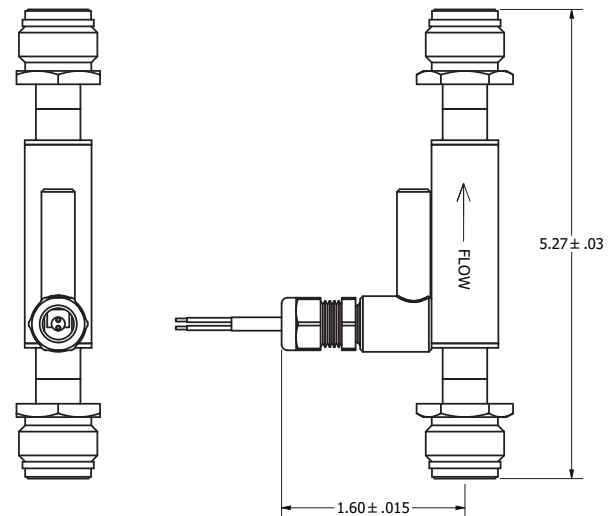

- -40° to 220°F ; (-40° to 105°C).

Fluid Ports

- 1/2" MVCR (8)

Installation

Mount vertical with inlet port down.

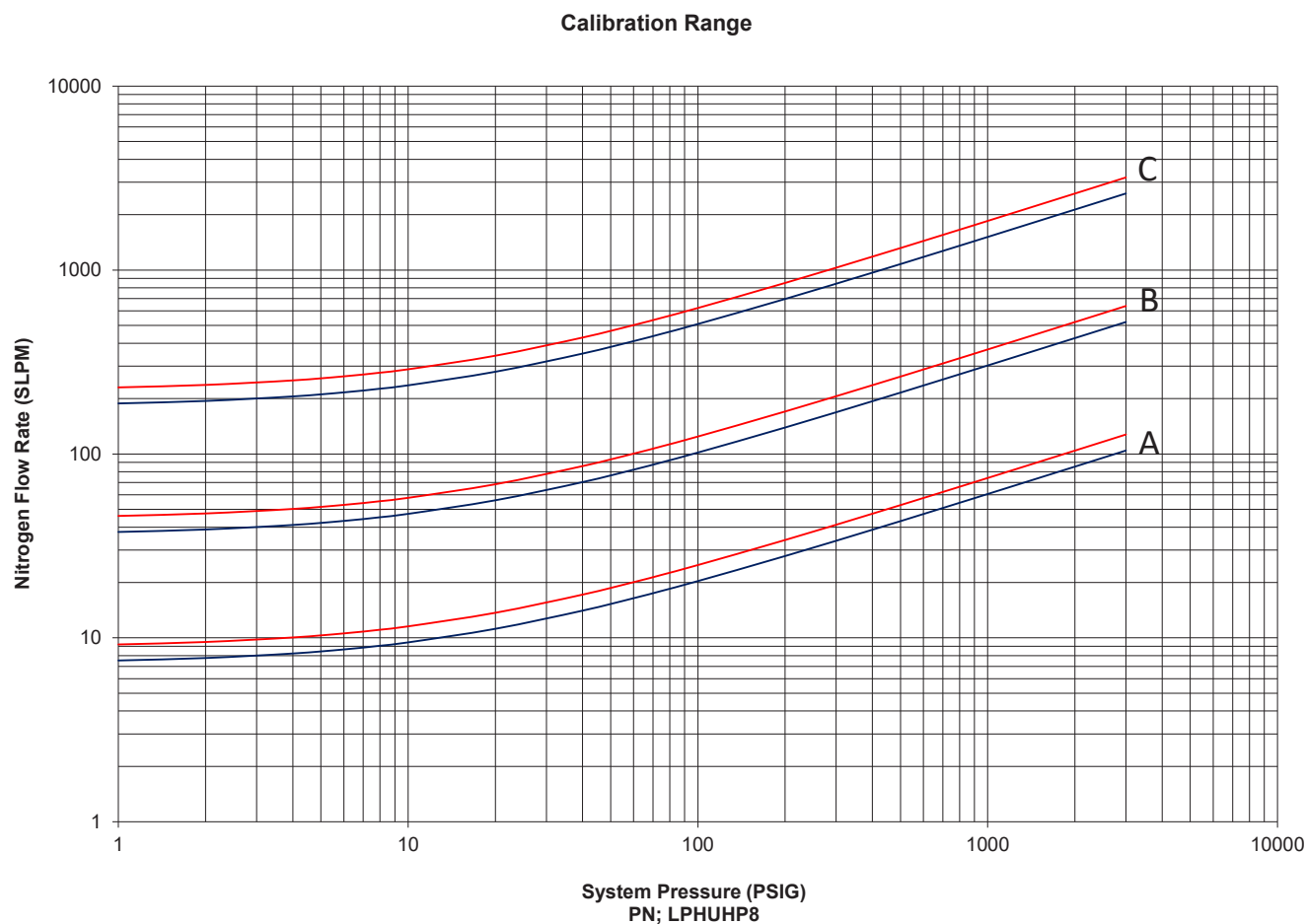


PN; LPHUHP-8

How to Order

Model	Calibration Range	Switch
LPH-UHP-8	A, B, or C	N.C. or SPDT

**Users are solely accountable for product selection, regardless of any recommendations or suggestions provided by ChemTec Equipment Company, Inc. Users should base product selection on their own analysis and testing to determine functionality and material compatibility in relation to their application. To ensure safe and trouble-free performance, it is essential to adhere to proper installation, operation, and maintenance procedures.*



Switch Data	SPST	SPDT UL File #E471070
Maximum Switching Voltage		
DC (V)	250	175
AC (V)	265	120
Contact Rating		
DC (W)	50	5
AC (VA)	50	5
Maximum Switching Current (A)		
DC (A)	1.5	0.25
AC (A)	1.1	0.18

*Above values for resistive loads only. For inductive loads, surge current & rush current contact protection is required.

Leads

- SPST: 36" min. from body; 22 AWG PVC red, black jacketed wire
- SPDT: 36" min. from body; 22 AWG PVC jacketed wire- black: N.O., red: N.C.; white: common

*Users are solely accountable for product selection, regardless of any recommendations or suggestions provided by ChemTec Equipment Company, Inc. Users should base product selection on their own analysis and testing to determine functionality and material compatibility in relation to their application. To ensure safe and trouble-free performance, it is essential to adhere to proper installation, operation, and maintenance procedures.