



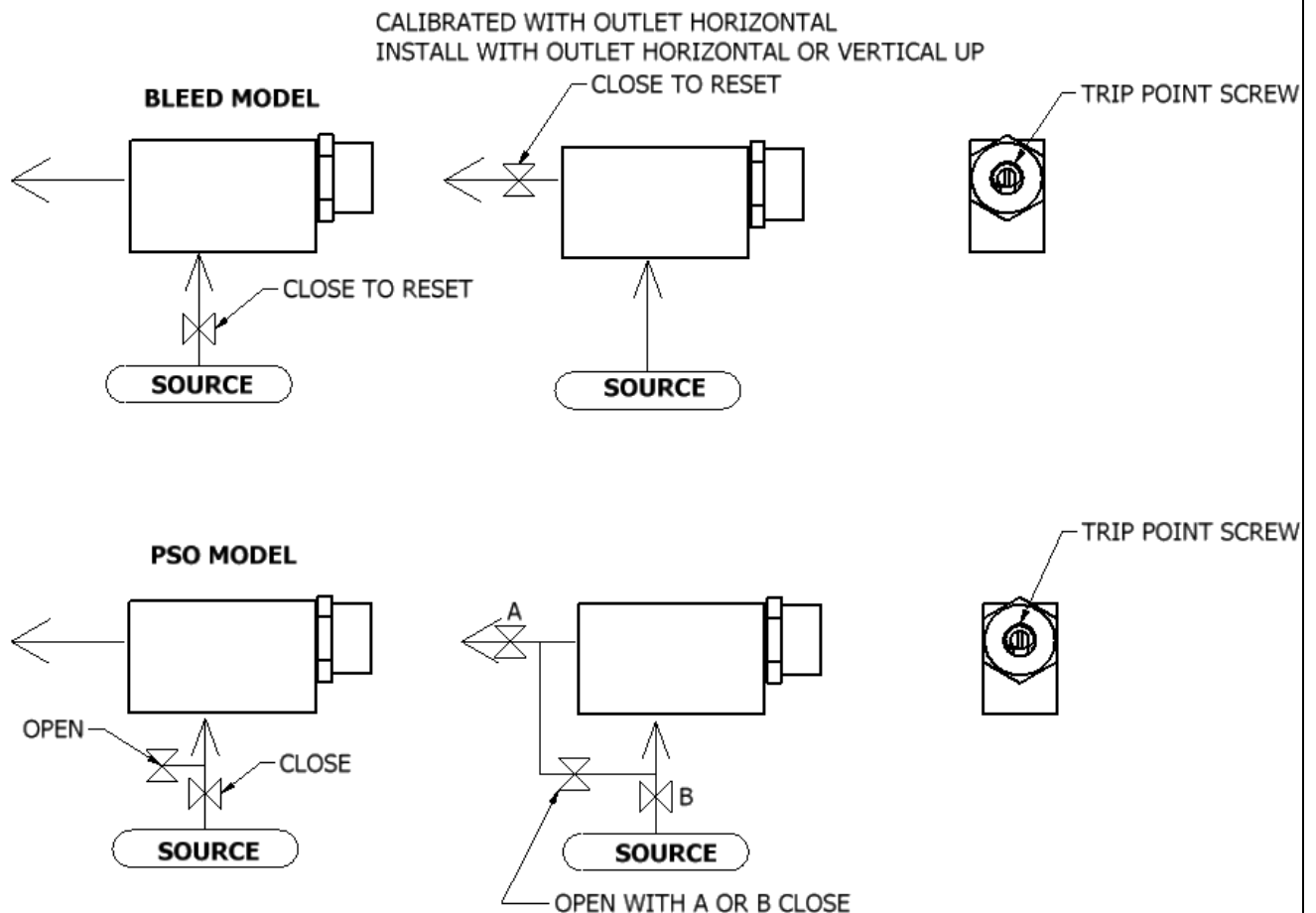
3077 SW 13<sup>th</sup> Drive, Deerfield Beach, FL 33442, Phone (954) 428-8259, www.chemtec.com

## INSTALLATION; EFV, EFVMRS and HPEFV SERIES

**INSTALLATION;** Teflon tape suggested for fittings. Avoid Teflon tape, pipe paste or other foreign material from entering the unit. We recommend the use of a 100 micron filter. No magnetic particles.

**ACTUATION;** All EFVs are calibrated with the Outlet port horizontal. A trip point 3 times the maximum flow rate at the lowest normal line pressure is suggested. Trip point change should be done at atmospheric pressure. Always hold the hex when turning the Trip Point Screw. Never remove the retaining clip. Field calibration can be done with a flowmeter. Turn the Trip Point Screw **CLOCKWISE** to **DECREASE** the trip point and **COUNTERCLOCKWISE** to **INCREASE** the trip point. Calibration is done using air equivalent flow. All EFVs will not close or be adversely affected by back flow.

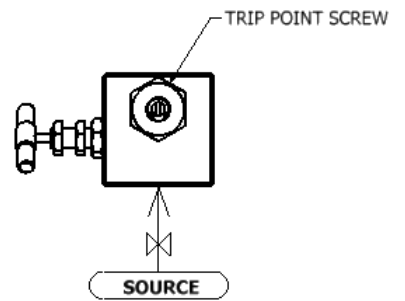
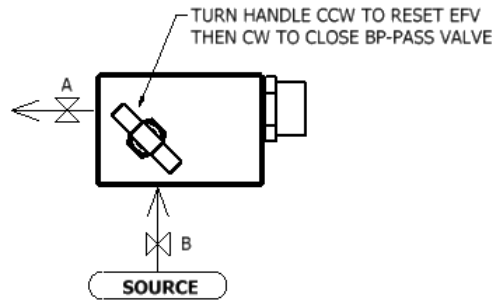
**MAINTENANCE;** The EFV normally would not require maintenance except for periodic cleaning determined by the application. A suggested cleaning and seal replacement would be every 5 years depending on the fluid.



OVER

CALIBRATED WITH OUTLET HORIZONTAL  
INSTALL WITH OUTLET HORIZONTAL OR VERTICAL UP

**MRS MODEL**



TO RESET CLOSE A OR B  
THE OPEN BY-PASS VALVE

CALIBRATED WITH OUTLET HORIZONTAL  
INSTALL WITH OUTLET HORIZONTAL OR VERTICAL UP

**HPEFV MODEL**

